

# Calipers

## Neck Caliper SERIES 573, 536 — ABSOLUTE Digimatic and Vernier Types

- Can measure wall thickness, inside bores, and recesses.



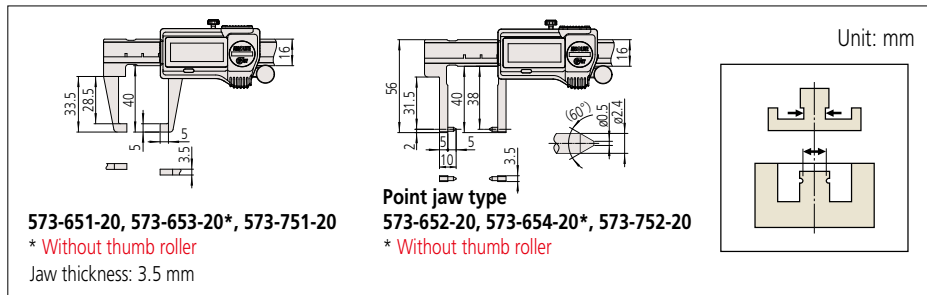
573-651-20

### SPECIFICATIONS


Metric					Inch / Metric				
Digimatic model					Digimatic model				
Code No.	Range (mm)	Resolution (mm)	Maximum permissible error (mm)*3		Code No.	Range	Resolution	Maximum permissible error*3	
			EMPE	SMPE				EMPE	SMPE
573-651-20	0 - 150	0.01	±0.03		573-751-20	0 - 6 in/ 0 - 150 mm	0.0005 in/ 0.01 mm	±0.0015 in/ ±0.03 mm	
573-652-20*1	0 - 150								
573-653-20*2	0 - 150								
573-654-20*1*2	0 - 150								

- Dust/Water protection level: IP67 (IEC 60529)\*4
- Power source: SR44 battery (1 pc.), **938882** included as standard (for operational checks)
- Battery life: Approx. 5 years under normal use
- Position detection method: ABSOLUTE electromagnetic induction linear encoder
- Response speed: Unlimited
- \*1 Point jaw type
- \*2 Without thumb roller
- \*3 The Partial Surface Contact Error (EMPE) and Shift Error (SMPE) are terms defined by ISO 13385-1:2019.
- \*4 Rustproofing shall be applied after use if caliper was in contact with coolant.

### DIMENSIONS



Point jaw type



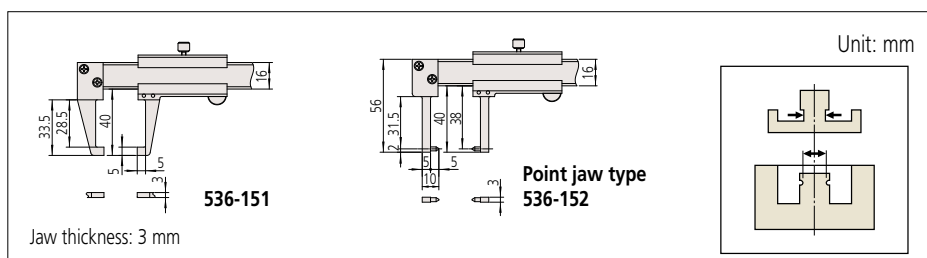
536-152

### SPECIFICATIONS

Metric				
Analog model				
Code No.	Range (mm)	Graduation (mm)	Maximum permissible error (mm)*1	
			EMPE	SMPE
536-151	0 - 150	0.05	±0.05	
536-152*2				

- \*1 The Partial Surface Contact Error (EMPE) and Shift Error (SMPE) are terms defined by ISO 13385-1:2019.
- \*2 Point jaw type

### DIMENSIONS



536-151

Point jaw type  
536-152

Jaw thickness: 3 mm

## ABSOLUTE™

Applicable models: series 573



Dust- and Water-Protected  
www.tuv.com  
ID 000000548

### Measurement example



### Optional Accessories (for series 573)

Code No.	Type	Description
264-020	—	USB Input Tool Series USB Keyboard Signal Conversion Type <b>IT-020U</b>
05CZA624	A	Connection cable for <b>IT/DP/MUX</b> (1 m)
05CZA625	A	Connection cable for <b>IT/DP/MUX</b> (2 m)
06AFM380A	A	USB Input Tool Direct (2 m)
02AZD730G	IP67	<b>U-WAVE-T</b>
02AZD880G	Buzzer	<b>U-WAVE-T</b>
02AZE200	—	<b>U-WAVE-T</b> mounting bracket
02AZD790A	A	Connection cable for <b>U-WAVE-T</b> (160 mm)
02AZE140A	A	Connection cable for <b>U-WAVE-T</b> For foot switch
264-620	IP67	<b>U-WAVE-TC</b>
264-621	Buzzer	<b>U-WAVE-TC</b>
264-624	IP67	<b>U-WAVE-TCB</b>
264-625	Buzzer	<b>U-WAVE-TCB</b>
02AZF310	IP67	Connecting unit for <b>U-WAVE-TC/TCB</b>